

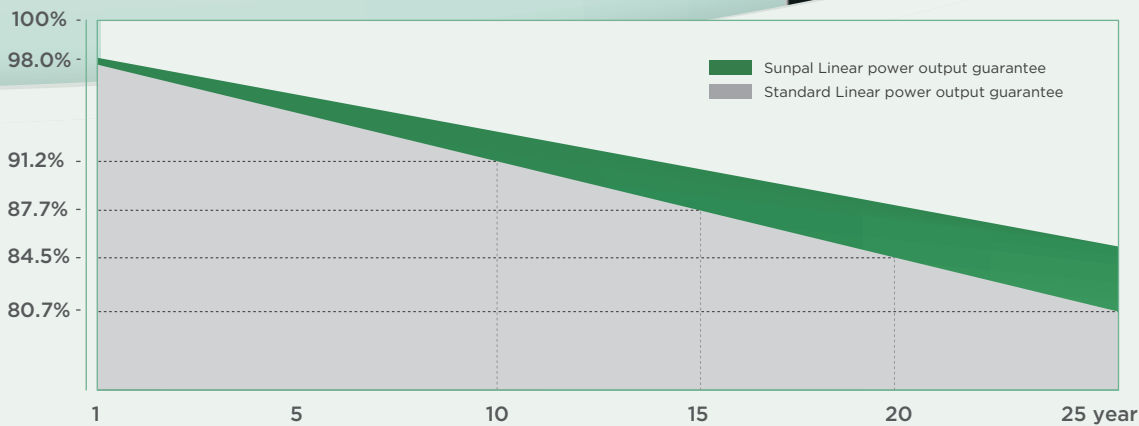

HiMAX 6

# 640~660W

210mm Cells Mono  
PERC with MBB & Half-cut  
Technology

## Quality Guarantee

12-year Warranty for Materials and Processing  
25-year Warranty for Extra Linear Power Output



**21.25%**  
Max Module Eff.

**0~+5W**  
Positive Tolerance

### Complete System and Product Certifications

IEC 61215, IEC 61730, UL 61730  
ISO 9001:2008: ISO Quality Management System  
ISO 14001: 2004: ISO Environment Management System  
OHSAS 18001: 2007 Occupational Health and Safety



\* Specifications subject to technical changes and tests. Sunpal Solar reserves the right of interpretation.

Positive power tolerance (0~+5W) guaranteed

High module conversion efficiency (up to 21.25%)

Slower power degradation enabled by Low LID Mono PERC technology: first year <2%, 0.55% year 2-25

Solid PID resistance ensured by solar cell process optimization and careful module BOM selection

Reduced resistive loss with lower operating current

Higher energy yield with lower operating temperature

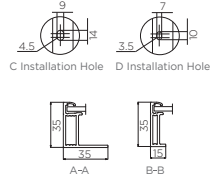
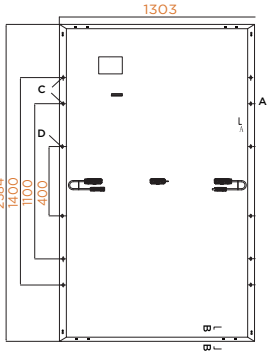
Reduced hot spot risk with optimized electrical design and lower operating current



Add: West Changjiang Road, Shushan District, Hefei City, Anhui Province, China.  
Email: info@sunpalsolar.com Tel: +86 551 6586 5992  
WhatsApp: +86 180 5513 2023 Web: www.sunpalsolar.com

Q Sunpal Solar

## Design (mm)



**Tolerance:**  
 Units: mm  
 Length: ±2mm    Width: ±2mm  
 Height: ±1mm    Hole distance: ±1mm

<b>Cell Orientation</b>	132 (6x22)
<b>Junction Box</b>	IP68, three diodes
<b>Output Cable</b>	4mm <sup>2</sup> , 300mm in length, length can be customized
<b>Glass</b>	Single glass 3.2mm coated tempered glass
<b>Frame</b>	Anodized aluminum alloy frame
<b>Weight:</b>	34kg±3%
<b>Dimension</b>	2384x1303x35mm
<b>Packaging</b>	30pcs per pallet 480pcs per 40'ft Container

<b>Operational Temperature</b>	-40°C~+85°C
<b>Power Output Tolerance</b>	0~+4.99W
<b>Voc &amp; Isc Tolerance</b>	±3%
<b>Max. System Voltage</b>	DC1500V(IEC/UL)
<b>Max. Series Fuse Rating</b>	30A
<b>NOCT</b>	45±2°C
<b>Safety Class</b>	II
<b>Fire Rating</b>	UL type 1 or 2
<b>Max. Static Load(Front)</b>	5400Pa
<b>Max. Static Load(Back)</b>	2400Pa

## Electrical Characteristics

Model Number	SP640M-66HB		SP645M-66HB		SP650M-66HB		SP655M-66HB		SP660M-66HB	
	STC	NOCT	STC	NOCT	STC	NOCT	STC	NO	STC	NOCT
<b>Maximum Power (Pmax/W)</b>	640	485	645	488	650	492	655	496	660	500
<b>Open Circuit Voltage (Voc/V)</b>	44.89	42.19	45.09	42.39	45.29	42.59	45.49	42.79	45.69	42.99
<b>Short Circuit Current (Isc/A)</b>	18.33	14.76	18.37	14.78	18.43	14.84	18.49	14.88	18.52	14.93
<b>Voltage at Maximum Power (Vmp/V)</b>	36.99	34.49	37.19	34.69	37.39	34.89	37.59	35.09	37.79	35.29
<b>Current at Maximum Power (Imp/A)</b>	17.31	14.06	17.35	14.08	17.39	14.11	17.43	14.14	17.47	14.17
<b>Module Efficiency(%)</b>	20.60		20.76		20.92		21.09		21.25	
<b>Temperature Coefficient of Isc</b>	+0.050%/°C									
<b>Temperature Coefficient of Voc</b>	-0.280%/°C									
<b>Temperature Coefficient of Pmax</b>	-0.360%/°C									

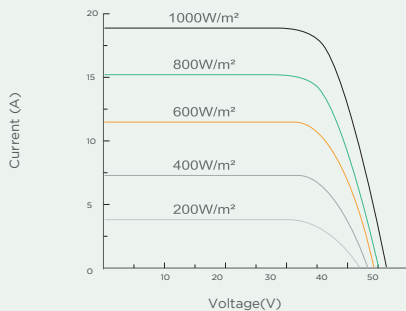
\* STC (Standard Testing Conditions): Irradiance 1000W/m<sup>2</sup>, Cell Temperature 25°C, Spectra at AM1.5

\* NOCT (Nominal Operating Cell Temperature): Irradiance 800W/m<sup>2</sup>, Ambient Temperature 20°C, Spectra at AM1.5, Wind at 1m/s

\* Test uncertainty for Pmax: ±3%

## I-V Curve

Current-Voltage Curve(660W)



Current-Voltage Curve(660W)

